

BK-G6, BK-G6T

Compact residential diaphragm gas meters,
cyclic volume 2 dm³

Applications

Media: Natural gas, town gas, propane, butane air *
Industry: Gas supply
Tasks: Gas measurement at operating conditions **

Brief information

The residential diaphragm gas meter BK-G6 meet the highest demands with respect to accuracy of measurement and safety. It incorporates both innovative features and gas measurement know-how of many decades. The BK-G6 is supplied in folded form as co-axial and two-pipe version.

The stroke of the diaphragms is pneumatically stopped and therefore ensures both low bearing loads and a quiet operation.

The synthetic diaphragm is dimensionally stable and stadium shaped.

High-grade materials and components as well as the patented curve K-system ensure a high quality standard.

The K-System perfectly coordinates the movement of the valves with the actual gas flow to the measuring chambers. This ensures excellent linearity even with utilizing small valves.

Due to the optimised slides, Q_{min} of BK-G6 is stable and the gas meter is not susceptible to contamination (RPF 0.9 to BS4161). The measuring unit is adjusted by a patented needle-and-scale system.

Although the design of the BK-G6 is very robust, the gas meters are still measuring instruments and as such should be handled with care.

Operating principle

Four measuring chambers are separated by synthetic diaphragms. The chambers are filled and emptied periodically, and the movement of the diaphragms is transferred via a gear to the crankshaft. This shaft moves the valves, which control the gas flow. The rotations of the gear are transferred via a magnetic coupling to the index.

The temperature compensation facility of the BK-G6T ensures via a bimetallic element that the stroke of the diaphragms is adapted to the current gas temperature.



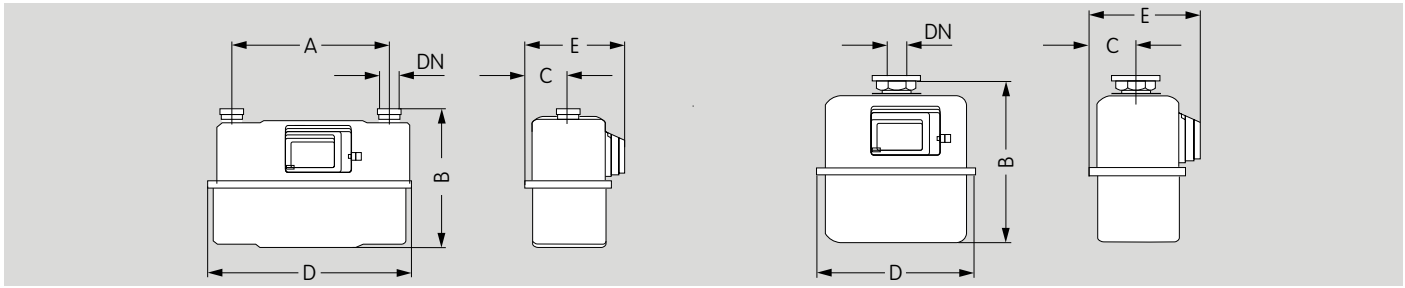
Main features

- MID conformity approved by PTB
- Approved to EN 1359 by German DVGW
- EU approval by German PTB
- Flow rates from 0.06 m³/h to 10 m³/h
- Cyclic volume 2 liters
- Maximum working pressure 0.5 bar
- Firesafe (HTB) up to 0.1 bar according to EN 1359
- High accuracy and long-term stability
- Powder coated pale grey to RAL 7035
- Standard pulse magnet; retrofitable LF pulser (I=0.01 m³/pulse)
- Not susceptible to contamination (RPF = 0.9)
- Temperature ranges on request
- Temperature compensation available
- Intelligent index technology, Chekker system, Absolute-ENCODER and radio applications

* Other media: Inert gases to EN 437

** BK-G25T: Measurement of temperature compensated gas volume

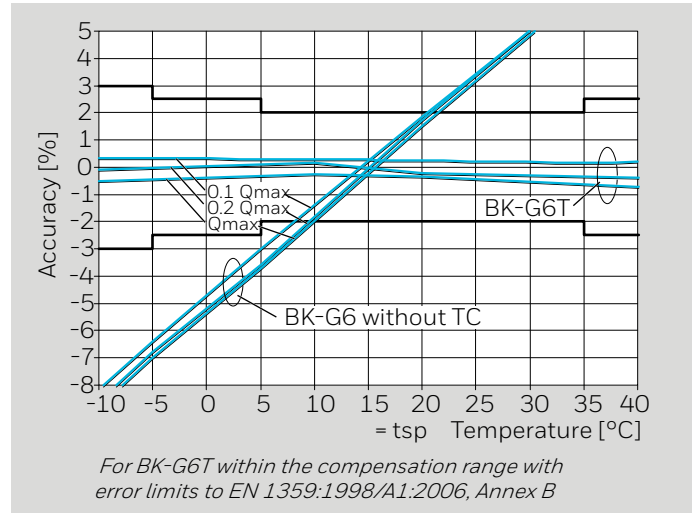
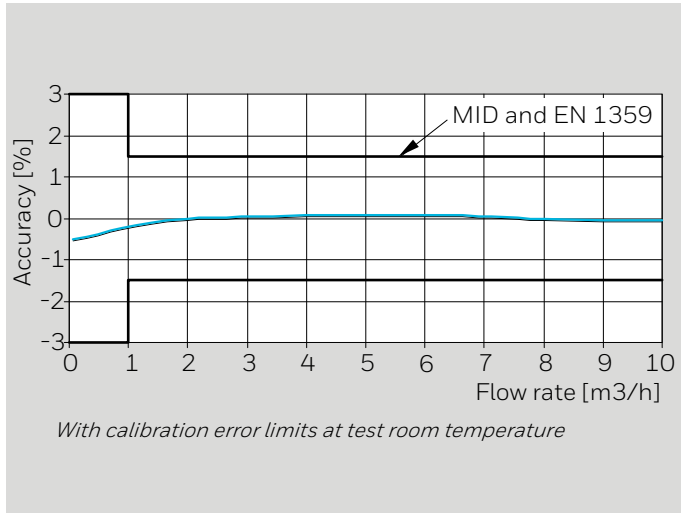
Dimensions and weights



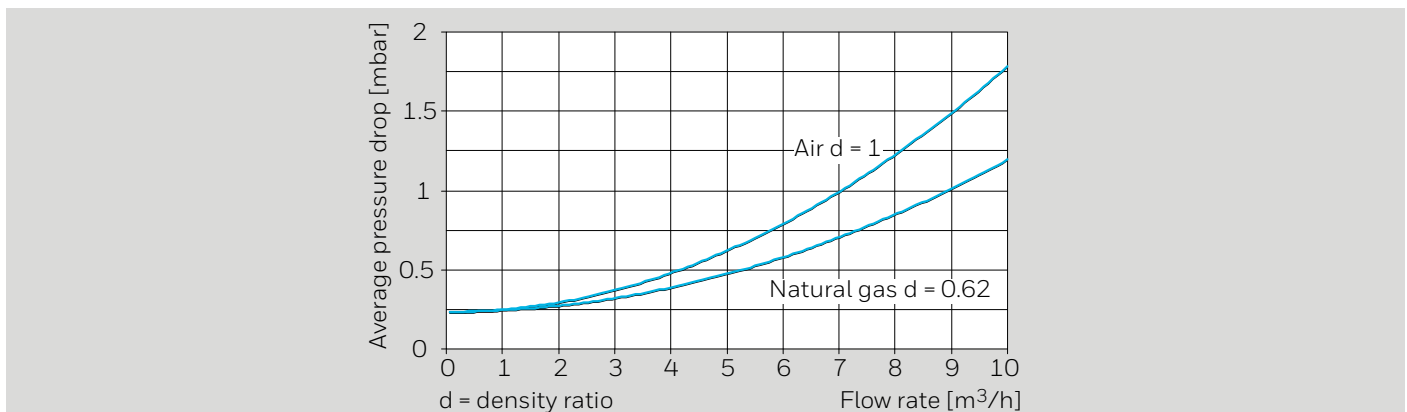
Type	Dimensions** [mm]					Connection size [DN] *	Thread	Weight [kg]
	A	B	C	D	E			
Two-pipe	152.4	262	71	226	163	-	1" (BS 746)	3.0
Two-pipe	152.4	252	71	226	163	25	1 1/4"	3.0
Two-pipe	250	250	71	327	163	20	1"	3.5
Two-pipe	250	241	71	327	163	25	1 1/4"	3.5
Co-axial	-	251	71	226	163	25	2"	3.0

* To DIN 3376, ** Additional connection dimensions on request

Error curve



Pressure drop curve



For more information, please contact: www.elster-instromet.com

Germany
Elster GmbH
 Strothweg 1
 49504 Lotte
 Tel. +49 541 1214-0
 Fax +49 541 1214-370
 info-instromet-GE4N@honeywell.com
 www.elster-instromet.com

United Kingdom
Elster Metering Limited
 Paton Drive, Tollgate Business Park
 Beaconside Stafford, ST16 3EF
 Tel. +44 1785 275200
 Fax +44 1785 275300
 solution.elster@honeywell.com
 www.elster-instromet.com

Ireland
Active Energy Control Ltd.
 Unit 4, Clare Marts, Quin Road
 Ennis, Co. Clare
 Tel. +353 65 6840600
 Fax +353 65 6840610
 info@aec.ie
 www.aec.ie

Data sheet · GB · 11.18
 © 2018 Honeywell

Subject to change without prior notice · All rights reserved